

A Guide To

Marking Different Door Types

Single Swing Doors
Double Doors
Commercial Sliding Doors


Ecoglo Australia
Email: info@ecoglo.com
Ph: +61 3 8691 5288
www.ecoglo.com.au

Ecoglo New Zealand
Email: info@ecoglo.com
Ph: +64 3 348 3781
www.ecoglo.co.nz




A Guide to Marking Different Door Types

Single Swing Door



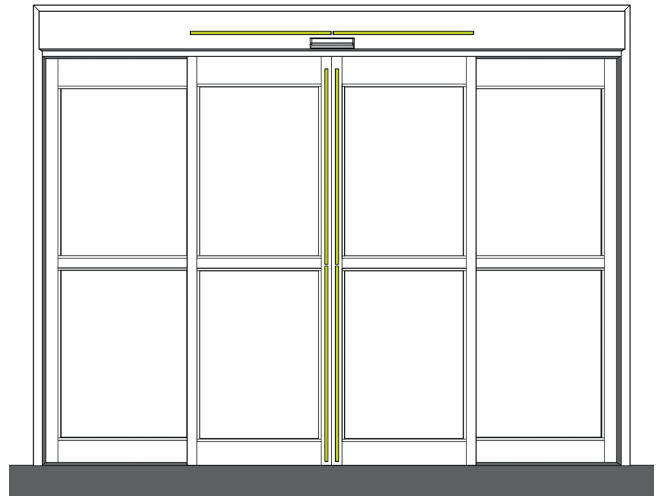
View of the G3-001T door frame markings, SQ60 door handle marker, and S20 exit sign.

Double Door




View of the G3-001T strips around the door frame, SQ60 door handle markers, and S20 exit sign.

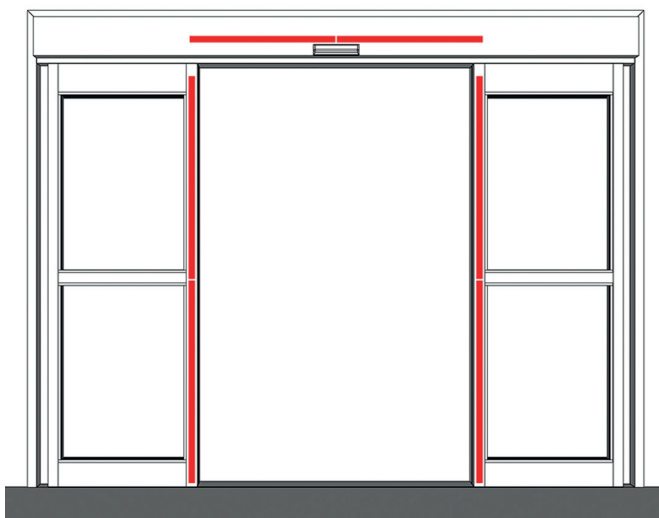
Commercial Sliding Doors



View of G3-001T strips when installed to mark the frame of a closed automatic sliding door.



View when automatic sliding door is open.



When the door is used in an emergency, the strips form a framed doorway to guide occupants through.